



Questo Road Book è stato rilevato nel corso dell'anno 2013 con ultima verifica effettuata il 7 ottobre 2013, riportando lo stato delle strade e della segnaletica all'epoca dell'ultima verifica.

L'itinerario qui riportato è da ritenere ufficiale e obbligatorio.

In assenza di altre indicazioni, proseguire dritto per la strada principale.

I rilevamenti sono stati effettuati servendosi di una vettura equipaggiata con tripmaster MEGA Chrono RallyComputer.

Ogni area di controllo è preceduta da un cartello giallo di preavviso e ogni postazione di rilevamento sarà segnalata da un cartello rosso. Al termine dell'area di rilevamento sarà posizionato un cartello grigio barrato. L'arresto della vettura all'interno del tratto di strada interposto fra il cartello giallo e quello grigio è vietato e sarà penalizzato come da regolamento.

Troverete in alcuni punti lungo la strada dei cartelli di cortesia facenti riferimento alla manifestazione, sono cartelli di cortesia messi per l'utenza che si imbatte lungo la strada nella nostra gara, al fine di far scorrere il traffico al meglio possibile e senza pericoli, quindi non confondeteli con i nostri di gara.

In basso ad ogni pagina, fuori dalla tabella ma in linea sotto le indicazioni chilometriche parziali, c'è un numero tra parentesi, è la distanza parziale che intercorre tra l'ultima vignetta di una pagina e la prima della successiva.

I segnali usati sono convenzionali comunque di seguito riportiamo la legenda degli stessi.




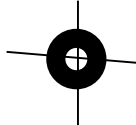


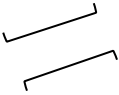



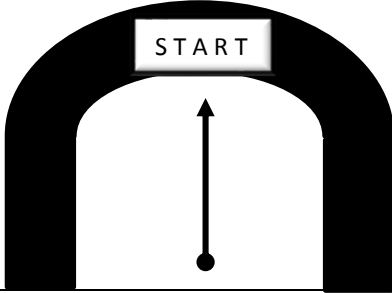
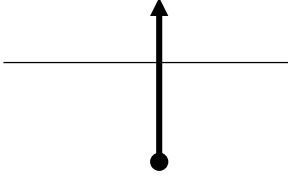
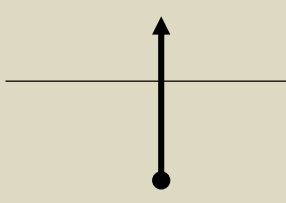
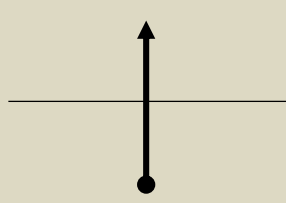
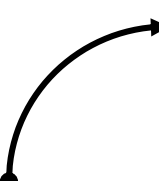
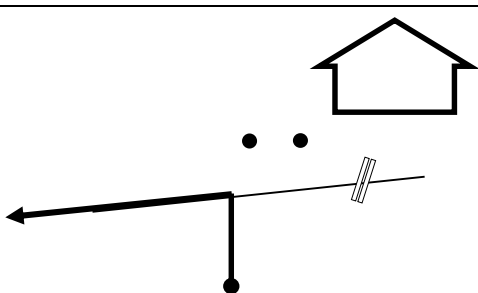

LEGENDA			
DIREZIONE DA SEGUIRE		DIREZIONE DA NON SEGUIRE	
CASA, EDIFICIO		AREA ROTATORIA	
AUTOVELOX		DISTRIBUTORE	
PONTE		SEMAFORO	
AIUOLE SPARTITRAFFICO		TUNNEL	

TABELLA DISTANZE E TEMPI

SETT.	C.O.	P.P.	LUOGO	DIST		TEMPI		MEDIA	ORA 1 CONC.
				PARZ	TOT	PARZ	TOT	Km/h	
1	start		Dei Kafer Service - C.O. Start	0,00	0,00	00.00.00	0.00.00		10.01.00
2		1	"DEI KAFER SERVICE 1" - "A"	0,05	0,05	00.00.10	0.00.10	18	10.01.10
			"DEI KAFER SERVICE 1" - "B"	0,05	0,10	00.00.08	0.00.18	22,50	10.01.18
3		2	"CASTELLINA SCALO 1" - "A"	13,86	13,96	00.24.23	0.24.41	34,99	10.25.41
			"CASTELLINA SCALO 1" - "B"	0,05	14,01	00.00.07	0.24.48	25,70	10.25.48
4		3	"CASTELLINA IN CHIANTI 1" - "A"	12,23	26,24	00.21.00	0.45.48	34,99	10.46.48
			"CASTELLINA IN CHIANTI 1" - "B"	0,12	26,36	00.00.18	0.46.06	24,00	10.47.06
5		4	"PALAGIONE 1" - "A"	5,24	31,60	00.10.00	0.56.06	31,44	10.57.06
			"PALAGIONE 1" - "B"	0,10	31,70	00.00.17	0.56.23	21,20	10.57.23
6		5	"DEI KAFER SERVICE 2" - "A" (+ sosta)	14,18	45,88	00.48.00	1.44.23	17,70	11.45.23
			"DEI KAFER SERVICE 2" - "B"	0,05	45,93	00.00.08	1.44.31	22,50	11.45.31
7		6	"CASTELLINA SCALO 2" - "A"	13,86	59,79	00.24.23	2.08.54	35,00	12.09.54
			"CASTELLINA SCALO 2" - "B"	0,05	59,84	00.00.08	2.09.02	22,00	12.10.02
8		7	"CASTELLINA IN CHIANTI 2" - "A"	12,23	72,07	00.21.00	2.30.02	34,99	12.31.02
			"CASTELLINA IN CHIANTI 2" - "B"	0,12	72,19	00.00.20	2.30.22	21,60	12.31.22
9		8	"PALAGIONE 2" - "A"	5,24	77,43	00.10.00	2.40.22	31,44	12.41.22
			"PALAGIONE 2" - "B"	0,10	77,53	00.00.18	2.40.40	20,00	12.41.40
10		9	"DEI KAFER SERVICE 3" - "A"	14,18	91,71	00.24.17	3.04.57	35,00	13.05.57
			"DEI KAFER SERVICE 3" - "B"	0,10	91,81	00.00.16	3.05.13	22,50	13.06.13
11		10	"DEI KAFER SERVICE 4" - "A"	0,05	91,86	00.00.08	3.05.21	22,00	13.06.21
			"DEI KAFER SERVICE 4" - "B"	0,05	91,91	00.00.07	3.05.28	25,60	13.06.28
	Arrivo		Scorgiano -C.O. Arrivo	8,00	99,91	00.13.32	3.19.00	35,00	13.20.00

N° SETTORE		Da START	DISTANZA (Km)	0,050	
1			A "DEI KA FER SERVICE 1"	TEMPO (hh.mm.ss.)	00. 00.10
				MEDIA (Km/h)	18,00
DISTANZA		DIREZIONE	INFORMAZIONI	DIST. REGRESS.	
TOT	PARZ				
0,000	0,000	<div style="border: 1px solid black; padding: 2px; display: inline-block;">1</div> 	C.O. START	0,050	
0,050	0,050	<div style="border: 1px solid black; padding: 2px; display: inline-block;">2</div> 	DEI KA FER SERVICE 1 "A"	0,000	

(0,050)

N° SETTORE		Da "DEI KA FER SERVICE 1" A "CASTELLINA SCALO 1"	DISTANZA (Km)	13,910
2			TEMPO (hh.mm.ss.)	00. 24.31
			MEDIA (Km/h)	34,04
DISTANZA		DIREZIONE	INFORMAZIONI	DIST. REGRESS.
TOT	PARZ			
0,000	0,000	<div style="border: 1px solid black; display: inline-block; padding: 2px;">1</div> 	DEI KA FER SERVICE 1 "A"	13,910
0,050	0,050	<div style="border: 1px solid black; display: inline-block; padding: 2px;">2</div> 	DEI KA FER SERVICE 1 "B"	13,860
0,150	0,100	<div style="border: 1px solid black; display: inline-block; padding: 2px;">3</div> 		13,760
0,440	0,290	<div style="border: 1px solid black; display: inline-block; padding: 2px;">4</div> 	Bar Le follie di Arnolfo	13,470
0,740	0,300	<div style="border: 1px solid black; display: inline-block; padding: 2px;">5</div> 	! GROSSETO	13,170

(0,140)

N° SETTORE		Da "DEI KA FER SERVICE 1"	DIREZIONE	INFORMAZIONI	DIST. REGRESS.			
2						A "CASTELLINA SCALO 1"	DISTANZA (Km)	13,910
							TEMPO (hh.mm.ss.)	00. 24.31
DISTANZA			MEDIA (Km/h)	34,04				
TOT	PARZ							
0,880	0,140	6		<ul style="list-style-type: none"> GROSSETO FOLLONICA 	13,030			
2,200	1,320	7		<ul style="list-style-type: none"> GROSSETO GRACCIANO 	11,710			
2,710	0,510	8		<ul style="list-style-type: none"> CASOLE D'ELSA RADICONOLI GRACCIANO 	11,200			
3,370	0,660	9		<ul style="list-style-type: none"> SIENA STROVE CASOLE D'ELSA 	10,540			
3,730	0,360	10		<ul style="list-style-type: none"> SIENA STROVE SCORCIANO 	10,180			

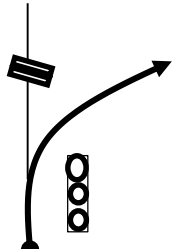
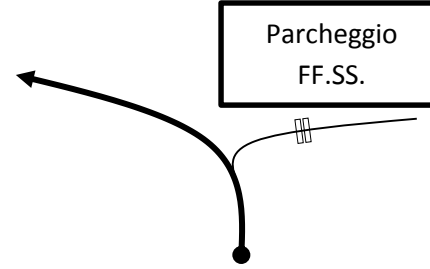
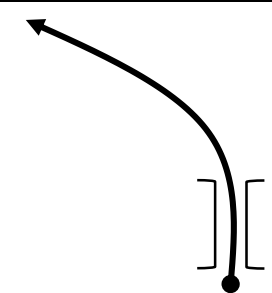
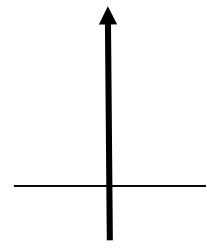
(0,850)

N° SETTORE		Da "DEI KA FER SERVICE 1"	DIREZIONE	DISTANZA (Km)	13,910	
2				A "CASTELLINA SCALO 1"	TEMPO (hh.mm.ss.)	00. 24.31
					MEDIA (Km/h)	34,04
DISTANZA		DIREZIONE	INFORMAZIONI	DIST. REGRESS.		
TOT	PARZ					
4,580	0,850	11			9,330	
6,640	2,060	12		!! RALLENTARE!!	7,270	
6,970	0,330	13			6,940	
7,360	0,390	14			6,550	
9,180	1,820	15			4,730	

(0,800)

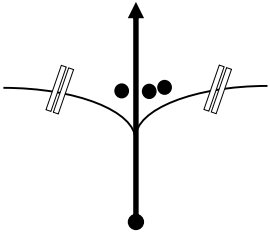
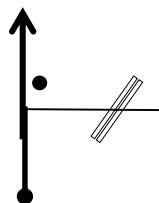
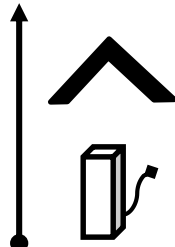
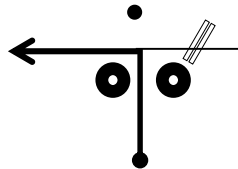
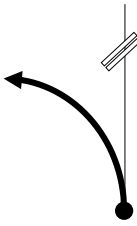
N° SETTORE		Da "DEI KA FER SERVICE 1"	DIREZIONE	DISTANZA (Km)	13,910	
2				A "CASTELLINA SCALO 1"	TEMPO (hh.mm.ss.)	00. 24.31
					MEDIA (Km/h)	34,04
DISTANZA		DIREZIONE	INFORMAZIONI	DIST. REGRESS.		
TOT	PARZ					
9,980	0,800	16		 	3,930	
11,440	1,460	17		 	2,470	
11,680	0,240	18			2,230	
12,760	1,080	19			1,150	
13,030	0,270	20			0,880	

(0,130)

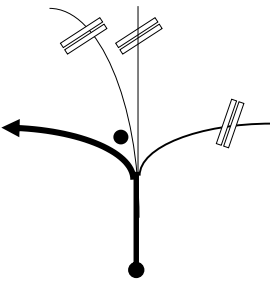

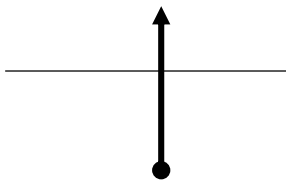
N° SETTORE		Da "DEI KA FER SERVICE 1"	DIREZIONE	DISTANZA (Km)	13,910	
2				A "CASTELLINA SCALO 1"	TEMPO (hh.mm.ss.)	00. 24.31
					MEDIA (Km/h)	34,04
DISTANZA		DIREZIONE	INFORMAZIONI	DIST. REGRESS.		
TOT	PARZ					
DISTANZA		DIREZIONE	INFORMAZIONI	DIST. REGRESS.		
13,160	0,130	<div style="border: 1px solid black; padding: 2px; display: inline-block;">21</div> 			0,750	
13,410	0,250	<div style="border: 1px solid black; padding: 2px; display: inline-block;">22</div> 		Via Chiantigiana	0,500	
13,810	0,400	<div style="border: 1px solid black; padding: 2px; display: inline-block;">23</div> 	!	ATTENZIONE PONTE MOLTO STRETTO	0,100	
13,910	0,100	<div style="border: 1px solid black; padding: 2px; display: inline-block;">24</div> 		CASTELLINA SCALO 1 "A"	0,000	

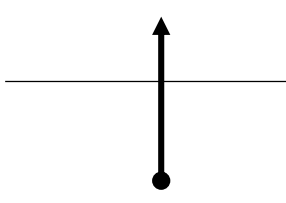
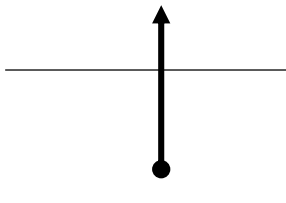
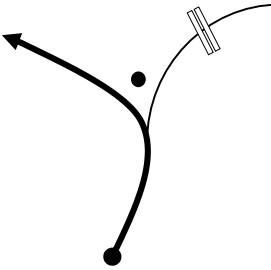


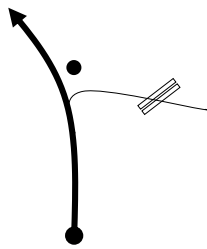
N° SETTORE		Da "CASTELLINA SCALO 1"	DIREZIONE	DISTANZA (Km)	12,280	
3				A "CASTELLINA IN CHIANTI 1"	TEMPO (hh.mm.ss.)	00.19.50
					MEDIA (Km/h)	34,04
DISTANZA		DIREZIONE	INFORMAZIONI	DIST. REGRESS.		
TOT	PARZ					
0,000	0,000		CASTELLINA SCALO 1 "A"	12,280		
0,050	0,050		CASTELLINA SCALO 1 "B"	12,230		
0,440	0,390			11,840		
1,040	0,600		!!! AUTOVELOX!!!! CHIANTI CECCHI	11,240		
2,870	1,830			9,410		

(2,380)

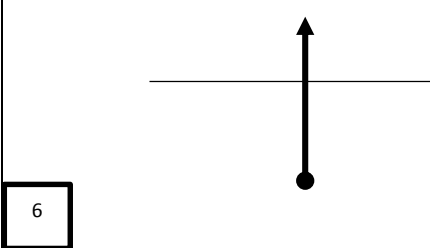
N° SETTORE		Da "CASTELLINA SCALO 1" A "CASTELLINA IN CHIANTI 1"	DISTANZA (Km)	12,280
3			TEMPO (hh.mm.ss.)	00.19.50
			MEDIA (Km/h)	34,04
DISTANZA		DIREZIONE	INFORMAZIONI	DIST. REGRESS.
TOT	PARZ			
5,250	2,380	6 	LILLIANO LORNANO	7,030
6,690	1,440	7 	ROCCADELLE MACIE	5,590
10,090	3,400	8 	Distributore AGIP	2,190
10,710	0,620	9 	FIRENZE SIENA	1,570
11,040	0,330	10 	Rallentare, centro abitato di Castellina in Chianti.	1,240

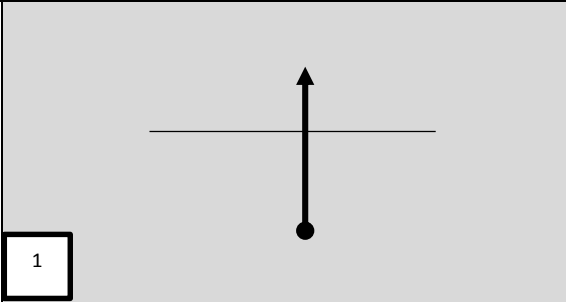
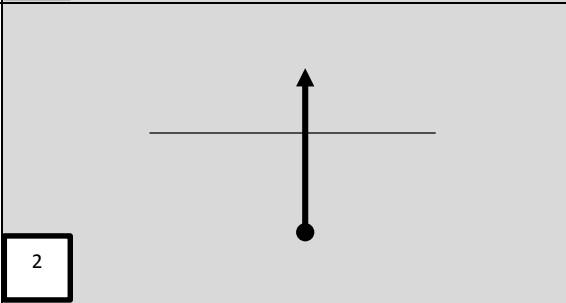
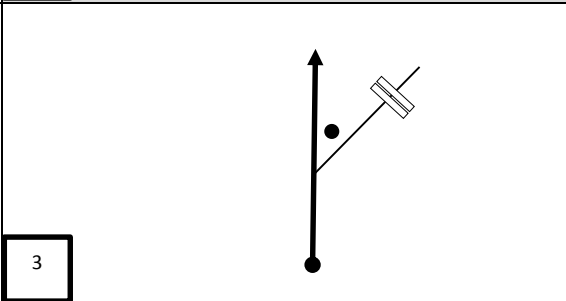


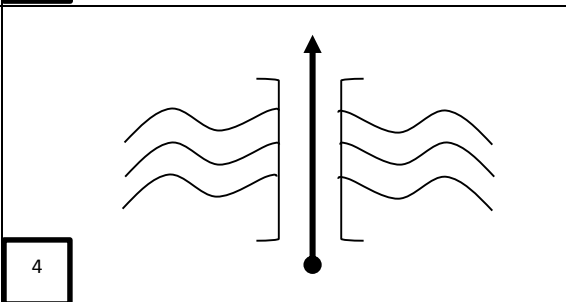

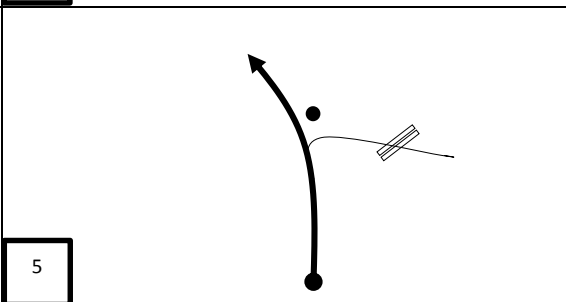
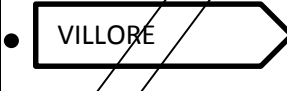
(0,540)

N° SETTORE		Da "CASTELLINA SCALO 1"	DIREZIONE	A "CASTELLINA IN CHIANTI 1"	DISTANZA (Km)	12,280
3					TEMPO (hh.mm.ss.)	00.19.50
					MEDIA (Km/h)	34,04
DISTANZA		DIREZIONE	INFORMAZIONI	DIST. REGRESS.		
TOT	PARZ					
11,580	0,540	11		 <p>FIRENZE</p> <p>POGGIBONSI</p>	0,700	
12,280	0,700	12		CASTELLINA IN CHIANTI 1 "A"	0,000	

N° SETTORE		Da "CASTELLINA IN CHIANTI 1" A "PALAGIONE 1"	DISTANZA (Km)	5,360
4			TEMPO (hh.mm.ss.)	00.10.18
			MEDIA (Km/h)	31,22
DISTANZA		DIREZIONE	INFORMAZIONI	DIST. REGRESS.
TOT	PARZ			
0,000	0,000	<div style="border: 1px solid black; display: inline-block; padding: 2px;">1</div> 	CASTELLINA IN CHIANTI 1 "A"	5,360
0,120	0,120	<div style="border: 1px solid black; display: inline-block; padding: 2px;">2</div> 	CASTELLINA IN CHIANTI 1 "A"	5,240
0,260	0,140	<div style="border: 1px solid black; display: inline-block; padding: 2px;">3</div> 	<div style="border: 1px solid black; padding: 2px; display: inline-block;">CASTAGNOLI</div> <div style="border: 1px solid black; padding: 2px; display: inline-block;">CELLOLE</div>	5,100
3,960	3,700	<div style="border: 1px solid black; display: inline-block; padding: 2px;">4</div> 	<p>!!! ATTENZIONE !!!</p> <p>SERIE DI TORANTI IN FORTE PENDENZA – STRADA STRETTA</p> 	1,400
5,240	1,280	<div style="border: 1px solid black; display: inline-block; padding: 2px;">5</div> 	<div style="border: 1px solid black; padding: 2px; display: inline-block;">PALAGIONE</div>	0,120

(0,120)

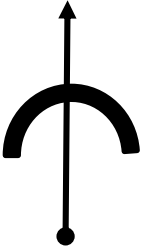
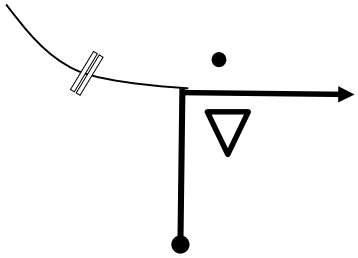
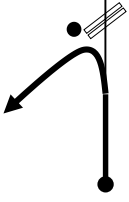
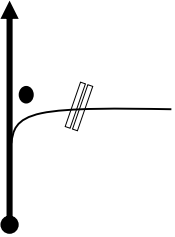
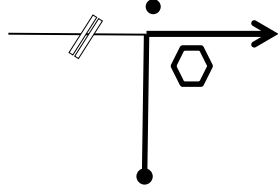
N° SETTORE		Da "CASTELLINA IN CHIANTI 1"	DISTANZA (Km)	5,360	
4			A "PALAGIONE 1"	TEMPO (hh.mm.ss.)	00. 10.18
				MEDIA (Km/h)	31,22
DISTANZA		DIREZIONE	INFORMAZIONI		DIST. REGRESS.
TOT	PARZ				
5,360	0,120			PALAGIONE 1 "A"	0,000

N° SETTORE		Da "PALAGIONE 1" A "DEI KA FER SERVICE 2"	DISTANZA (Km)	14,280
5			TEMPO (hh.mm.ss.)	00. 48.17
			MEDIA (Km/h)	17,74
DISTANZA		DIREZIONE	INFORMAZIONI	DIST. REGRESS.
TOT	PARZ			
0,000	0,000		PALAGIONE 1 "A"	14,280
0,100	0,100		PALAGIONE 1 "B"	14,180
0,450	0,350		 	13,830
2,940	2,490		 ! G U A D O ! ATTENZIONE LIVELLO FIUME	11,340
4,360	1,420			9,920

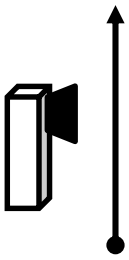
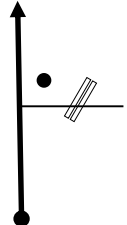

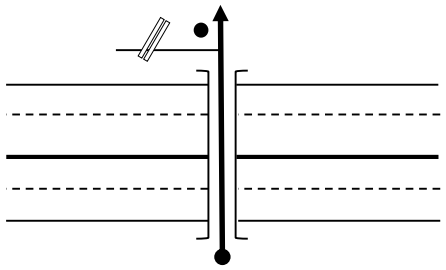
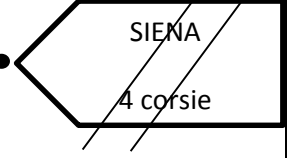
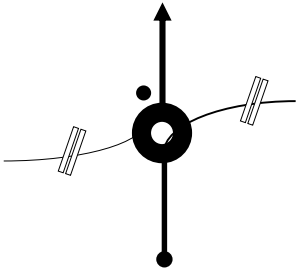


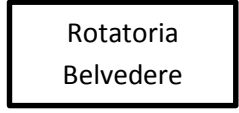
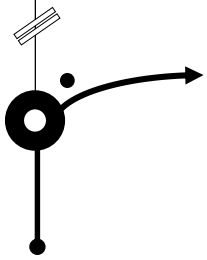

(0,650)

N° SETTORE		Da "PALAGIONE 1"	DIREZIONE	DISTANZA (Km)	14,280	
5				A "DEI KA FER SERVICE 2"	TEMPO (hh.mm.ss.)	00.48.17
				MEDIA (Km/h)	17,74	
DISTANZA		DIREZIONE	INFORMAZIONI	DIST. REGRESS.		
TOT	PARZ			TOT	PARZ	
5,010	0,650	6		 	9,270	
5,630	0,620	7		 	8,650	
6,250	0,620	8		 	8,030	
6,960	0,710	9		 SEGUIRE A DESTRA PER STRADA CON LIMITE DI PESO A 5t E LARGHEZZA 2,10mt !! ATTENZIONE !!	7,320	
8,440	1,480	10		 !! Attenzione !! STRADA MOLTO STRETTA !! RALLENTARE !!	5,840	

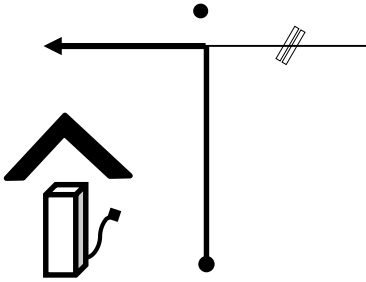

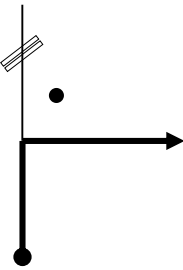


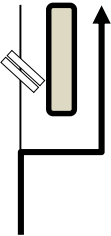
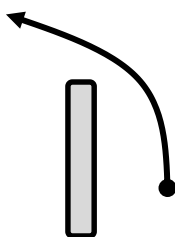
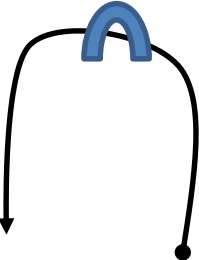
(0,390)

N° SETTORE		Da "PALAGIONE 1" A "DEI KA FER SERVICE 2"	DISTANZA (Km)	14,280
5			TEMPO (hh.mm.ss.)	00.48.17
			MEDIA (Km/h)	17,74
DISTANZA		DIREZIONE	INFORMAZIONI	DIST. REGRESS.
TOT	PARZ			
8,830	0,390	11 	LECCHI DI STAGGIA	5,450
8,950	0,120	12 	Via Romana	5,330
9,050	0,100	13 	SIENA POGGIBONSI	5,230
9,090	0,040	14 	Via XXV Aprile Via IV Luglio	5,190
9,330	0,240	15 	Via della Pace	4,950

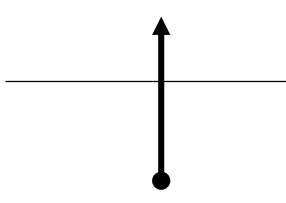
(0,080)

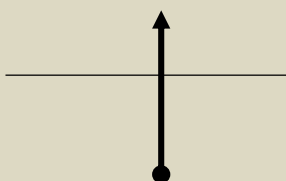
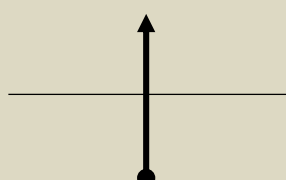
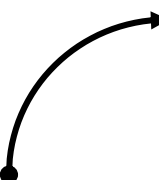
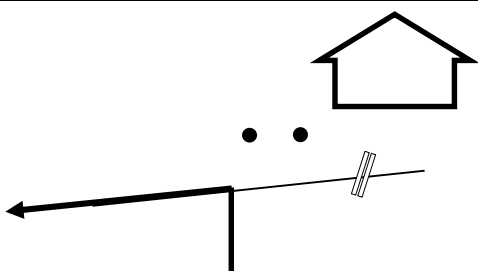
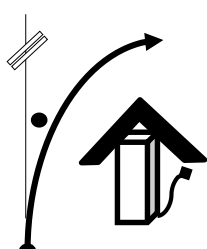

N° SETTORE		Da "PALAGIONE 1"	DIREZIONE	DISTANZA (Km)	14,280	
5				A "DEI KA FER SERVICE 2"	TEMPO (hh.mm.ss.)	00.48.17
					MEDIA (Km/h)	17,74
DISTANZA		DIREZIONE	INFORMAZIONI	DIST. REGRESS.		
TOT	PARZ			TOT	PARZ	
9,410	0,080	16		Autovelox !!!	4,870	
11,550	2,140	17			2,730	
11,670	0,120	18			2,610	
11,810	0,140	19		  	2,470	
13,380	1,570	20			0,900	

(0,100)

SETTORE		Da "PALAGIONE 1" A "DEI KAFER SERVICE 2"	DISTANZA (Km)	14,280
5			TEMPO (hh.mm.ss.)	00.48.17
			MEDIA (Km/h)	17,74
DISTANZA		DIREZIONE	INFORMAZIONI	DIST. REGRESS.
TOT	PARZ			
13,480	0,100			0,800
13,800	0,320	21  22	 	0,480
13,960	0,160	23 	Tenere la Destra	0,320
14,080	0,120	24 	PARCHEGGIARE INCOLONNATI PRIMA DEL CARTELLO GIALLO PER EFFETTUARE LA SOSTA RISTORAZIONE	0,200
14,230	0,150	25 	Ripassare sotto l'arco partenza	0,050

(0,050)

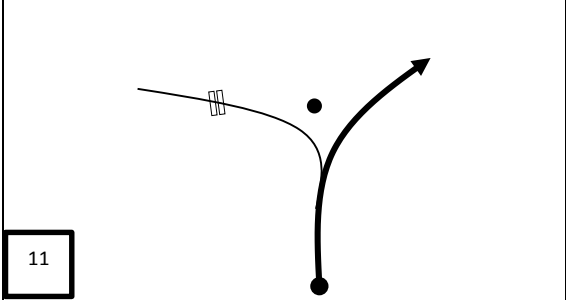
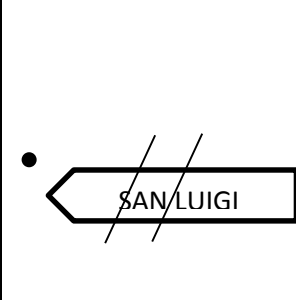
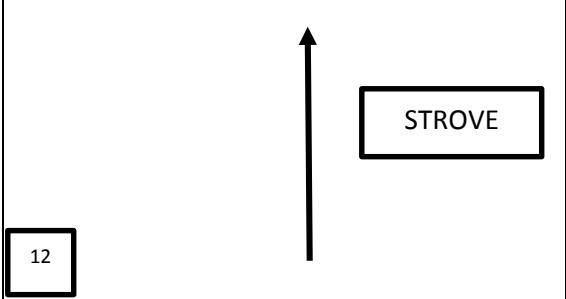
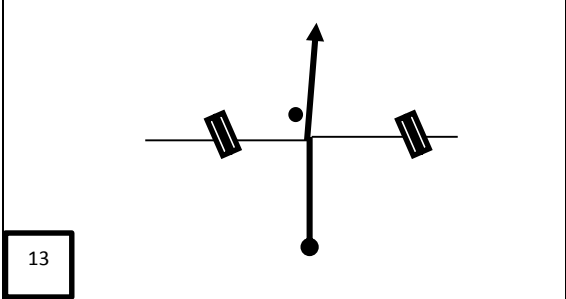
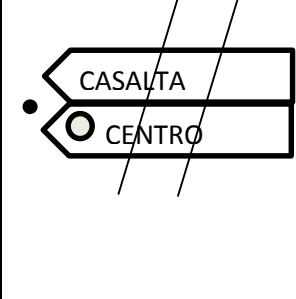
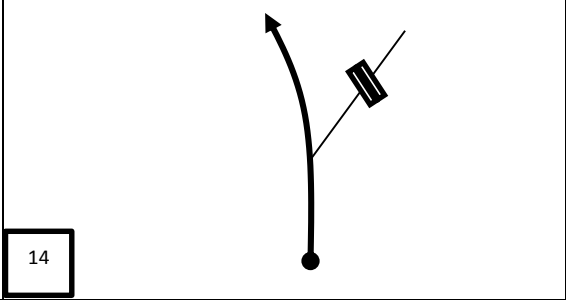

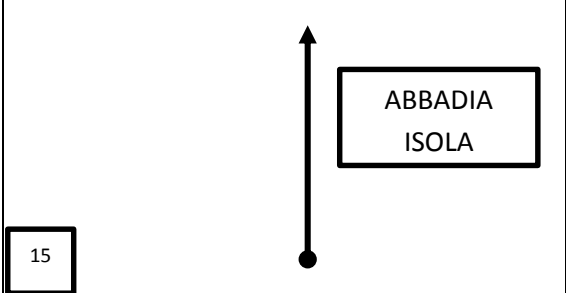
N° SETTORE		Da "PALAGIONE 1"	DISTANZA (Km)	14,280	
5			A "DEI KA FER SERVICE 2"	TEMPO (hh.mm.ss.)	00. 48.17
			MEDIA (Km/h)	17,74	
DISTANZA		DIREZIONE	INFORMAZIONI		DIST. REGRESS.
TOT	PARZ				
14,280	0,050		DEI KA FER SERVICE 2 "A"		0,000
			26		

N° SETTORE		Da "DEI KA FER SERVICE 2"	DIREZIONE	INFORMAZIONI	DISTANZA (Km)	13,910
6	A "CASTELLINA SCALO 2"				TEMPO (hh.mm.ss.)	00. 24.31
					MEDIA (Km/h)	34,04
DISTANZA		DIREZIONE	INFORMAZIONI	DIST. REGRESS.		
TOT	PARZ					
0,000	0,000	1 	DEI KA FER SERVICE 2 "A"	13,910		
0,050	0,050	2 	DEI KA FER SERVICE 2 "B"	13,860		
0,150	0,100	3 		13,760		
0,440	0,290	4 	Bar Le follie di Arnolfo	13,470		
0,740	0,300	5 	! 	13,170		

(0,140)

N° SETTORE		Da "DEI KA FER SERVICE 2"	DIREZIONE	INFORMAZIONI	DISTANZA (Km)	13,910	
6					A "CASTELLINA SCALO 2"	TEMPO (hh.mm.ss.)	00. 24.31
						MEDIA (Km/h)	34,04
DISTANZA		DIREZIONE	INFORMAZIONI	DIST. REGRESS.			
TOT	PARZ						
0,880	0,140	6		<ul style="list-style-type: none"> GROSSETO FOLLONICA 	13,030		
2,200	1,320	7		<ul style="list-style-type: none"> GROSSETO GRACCIANO 	11,710		
2,710	0,510	8		<ul style="list-style-type: none"> CASOLE D'ELSA RADICONOLI GRACCIANO 	11,200		
3,370	0,660	9		<ul style="list-style-type: none"> SIENA STROVE CASOLE D'ELSA 	10,540		
3,730	0,360	10		<ul style="list-style-type: none"> SIENA STROVE SCORGIANO 	10,180		

(0,850)

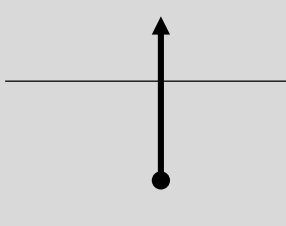
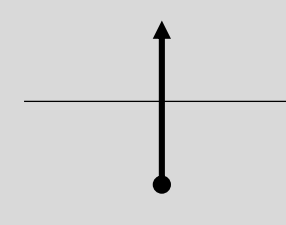
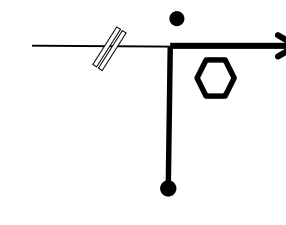
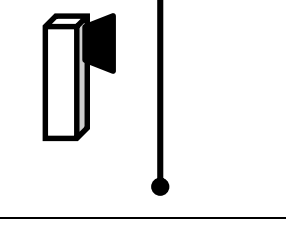
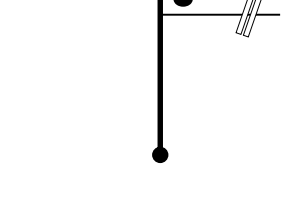
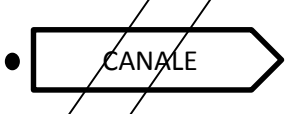
N° SETTORE		Da "DEI KA FER SERVICE 2"	DIREZIONE	INFORMAZIONI	DIST. REGRESS.			
6						A "CASTELLINA SCALO 2"	DISTANZA (Km)	13,910
							TEMPO (hh.mm.ss.)	00. 24.31
DISTANZA				MEDIA (Km/h)	34,04			
TOT	PARZ							
4,580	0,850	11			9,330			
6,640	2,060	12		!! RALLENTARE!!	7,270			
6,970	0,330	13			6,940			
7,360	0,390	14			6,550			
9,180	1,820	15			4,730			

(0,800)

N° SETTORE		Da "DEI KA FER SERVICE 2"	DIREZIONE	INFORMAZIONI	DISTANZA (Km)	13,910	
6					A "CASTELLINA SCALO 2"	TEMPO (hh.mm.ss.)	00. 24.31
						MEDIA (Km/h)	34,04
DISTANZA		DIREZIONE	INFORMAZIONI	DIST. REGRESS.			
TOT	PARZ						
9,980	0,800	16			3,930		
11,440	1,460	17			2,470		
11,680	0,240	18			2,230		
12,760	1,080	19			1,150		
13,030	0,270	20			0,880		

(0,130)

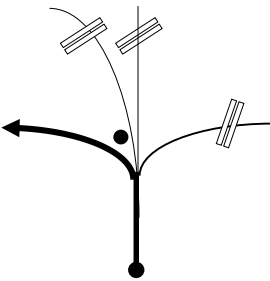
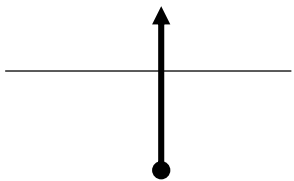
N° SETTORE		Da "DEI KA FER SERVICE 2"	DIREZIONE	INFORMAZIONI	DIST. REGRESS.			
6						A "CASTELLINA SCALO 2"	DISTANZA (Km)	13,910
							TEMPO (hh.mm.ss.)	00.24.31
DISTANZA				MEDIA (Km/h)	34,04			
TOT	PARZ							
13,160	0,130	21			0,750			
13,410	0,250	22		Via Chiantigiana	0,500			
13,810	0,400	23		! ATTENZIONE PONTE MOLTO STRETTO S.da dell'Abate	0,100			
13,910	0,100	24		CASTELLINA SCALO 2 "A"	0,000			

N° SETTORE		Da "CASTELLINA SCALO 2" A "CASTELLINA IN CHIANTI 2"	DISTANZA (Km)	12,280
7			TEMPO (hh.mm.ss.)	00.21.08
			MEDIA (Km/h)	34,04
DISTANZA		DIREZIONE	INFORMAZIONI	DIST. REGRESS.
TOT	PARZ			
0,000	0,000		CASTELLINA SCALO 2 "A"	12,280
0,050	0,050		CASTELLINA SCALO 2 "B"	12,230
0,440	0,390			11,840
1,040	0,600		!!! AUTOVELOX!!! CHIANTI CECCHI	11,240
2,870	1,830			9,410

(2,380)

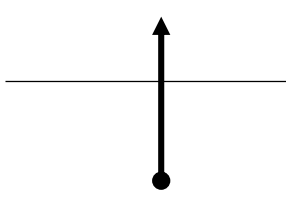
N° SETTORE		Da "CASTELLINA SCALO 2"	DIREZIONE	DISTANZA (Km)	12,280	
7				A "CASTELLINA IN CHIANTI 2"	TEMPO (hh.mm.ss.)	00.21.08
					MEDIA (Km/h)	34,04
DISTANZA		DIREZIONE	INFORMAZIONI	DIST. REGRESS.		
TOT	PARZ			TOT	PARZ	
5,250	2,380	6		 	7,030	
6,690	1,440	7			5,590	
10,090	3,400	8		Distributore AGIP	2,190	
10,710	0,620	9		 	1,570	
11,040	0,330	10		Rallentare, centro abitato di Castellina in Chianti.	1,240	

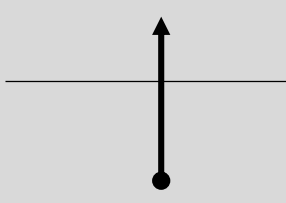
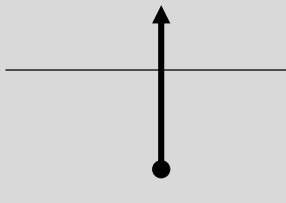
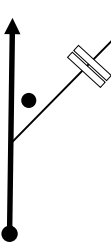
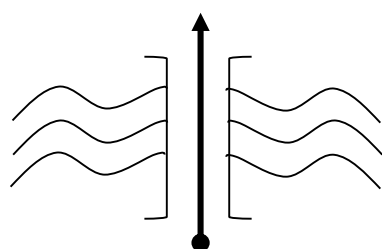
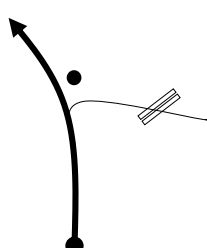
(0,540)

N° SETTORE		Da "CASTELLINA SCALO 2"	DIREZIONE	INFORMAZIONI	DISTANZA (Km)	12,280	
7					A "CASTELLINA IN CHIANTI 2"	TEMPO (hh.mm.ss.)	00.19.50
						MEDIA (Km/h)	34,04
DISTANZA		DIREZIONE	INFORMAZIONI	DIST. REGRESS.			
TOT	PARZ						
11,580	0,540	11		<ul style="list-style-type: none"> FIRENZE POGGIBONSI 	0,700		
12,280	0,700	12		CASTELLINA IN CHIANTI 2 "A"	0,000		

N° SETTORE		Da "CASTELLINA IN CHIANTI 2" A "PALAGIONE 2"	DISTANZA (Km)	5,360
8			TEMPO (hh.mm.ss.)	00.10.20
			MEDIA (Km/h)	31,22
DISTANZA		DIREZIONE	INFORMAZIONI	DIST. REGRESS.
TOT	PARZ			
0,000	0,000	1	CASTELLINA IN CHIANTI 2 "A"	5,360
0,120	0,120	2	CASTELLINA IN CHIANTI 2 "A"	5,240
0,260	0,140	3	 	5,100
3,960	3,700	4	 !!! ATTENZIONE !!! SERIE DI TORANTI IN FORTE PENDENZA – STRADA STRETTA	1,400
5,240	1,280	5		0,120

(0,120)

N° SETTORE		Da "CASTELLINA IN CHIANTI 2"	DISTANZA (Km)	5,360	
8			A "PALAGIONE 2"	TEMPO (hh.mm.ss.)	00. 10.20
				MEDIA (Km/h)	31,22
DISTANZA		DIREZIONE	INFORMAZIONI		
TOT	PARZ		DIST. REGRESS.		
5,360	0,120		PALAGIONE 2 "A"		
				0,000	
		6			

N° SETTORE		Da "PALAGIONE 2" A "DEI KA FER SERVICE 3"	DISTANZA (Km)	14,280
9			TEMPO (hh.mm.ss.)	00.24.35
			MEDIA (Km/h)	34,85
DISTANZA		DIREZIONE	INFORMAZIONI	DIST. REGRESS.
TOT	PARZ			
0,000	0,000	<div style="border: 1px solid black; padding: 2px; display: inline-block;">1</div> 	PALAGIONE 2 "A"	14,180
0,100	0,100	<div style="border: 1px solid black; padding: 2px; display: inline-block;">2</div> 	PALAGIONE 2 "B"	14,080
0,450	0,350	<div style="border: 1px solid black; padding: 2px; display: inline-block;">3</div> 	<div style="border: 1px solid black; padding: 2px; display: inline-block;">S. QUIRICO</div> <div style="border: 1px solid black; padding: 2px; display: inline-block;">CELLESE</div>	13,730
2,940	2,490	<div style="border: 1px solid black; padding: 2px; display: inline-block;">4</div> 	<div style="border: 1px solid black; padding: 2px; display: inline-block;">LA STROLLA</div> ! GUADO ! ATTENZIONE LIVELLO FIUME	11,240
4,360	1,420	<div style="border: 1px solid black; padding: 2px; display: inline-block;">5</div> 	<div style="border: 1px solid black; padding: 2px; display: inline-block;">VILLORE</div>	9,820

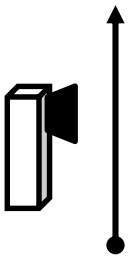
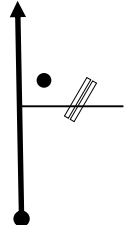

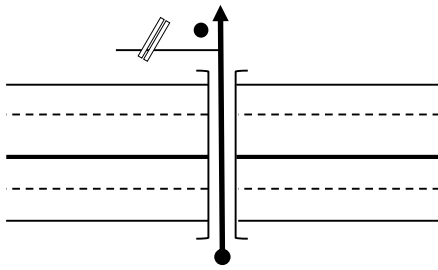
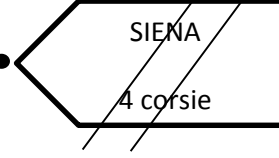
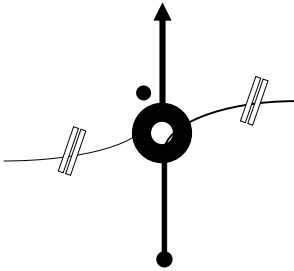
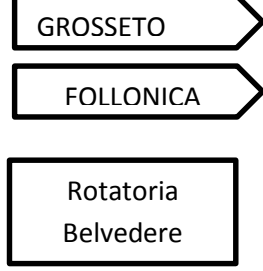
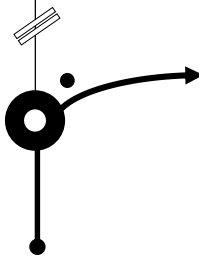

(0,650)

N° SETTORE		Da "PALAGIONE 2"	DIREZIONE	DISTANZA (Km)	14,280	
9				A "DEI KA FER SERVICE 3"	TEMPO (hh.mm.ss.)	00.24.35
				MEDIA (Km/h)	34,85	
DISTANZA		DIREZIONE	INFORMAZIONI	DIST. REGRESS.		
TOT	PARZ			TOT	PARZ	
5,010	0,650	6		 	9,170	
5,630	0,620	7		 	8,550	
6,250	0,620	8		 	7,930	
6,960	0,710	9		 SEGUIRE A DESTRA PER STRADA CON LIMITE DI PESO A 5t E LARGHEZZA 2,10mt !! ATTENZIONE !!	7,220	
8,440	1,480	10		 !! Attenzione !! STRADA MOLTO STRETTA !! RALLENTARE !!	5,740	

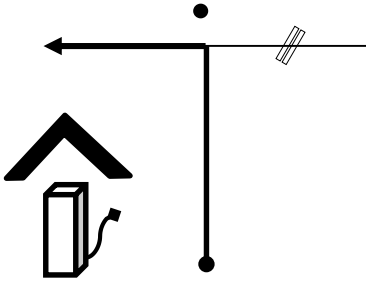

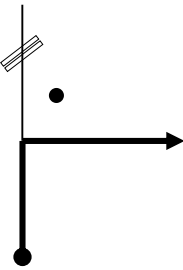


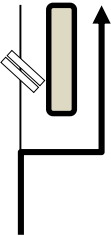
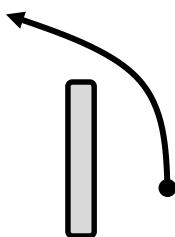
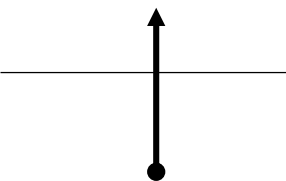
(0,390)

N° SETTORE		Da "PALAGIONE 2" A "DEI KA FER SERVICE 3"	DISTANZA (Km)	14,280
9			TEMPO (hh.mm.ss.)	00.24.35
			MEDIA (Km/h)	34,85
DISTANZA		DIREZIONE	INFORMAZIONI	DIST. REGRESS.
TOT	PARZ			
8,830	0,390	11 	LECCHI DI STAGGIA	5,350
8,950	0,120	12 	Via Romana	5,230
9,050	0,100	13 	SIENA POGGIBONSI	5,130
9,090	0,040	14 	Via XXV Aprile Via IV Luglio	5,090
9,330	0,240	15 	Via della Pace	4,850

(0,080)

N° SETTORE		Da "PALAGIONE 2"	DIREZIONE	DISTANZA (Km)	14,280	
9				A "DEI KAFER SERVICE 3"	TEMPO (hh.mm.ss.)	00.24.35
					MEDIA (Km/h)	34,85
DISTANZA		DIREZIONE	INFORMAZIONI	DIST. REGRESS.		
TOT	PARZ			TOT	PARZ	
9,410	0,080	16		Autovelox !!!	4,770	
11,550	2,140	17			2,630	
11,670	0,120	18			2,510	
11,810	0,140	19			2,370	
13,380	1,570	20			0,700	

(0,100)

N° SETTORE		Da "PALAGIONE 2"	DISTANZA (Km)	14,280	
9			A "DEI KA FER SERVICE 3"	TEMPO (hh.mm.ss.)	00.24.35
				MEDIA (Km/h)	34,85
DISTANZA		DIREZIONE	INFORMAZIONI	DIST. REGRESS.	
TOT	PARZ				
13,480	0,100			0,700	
13,800	0,320	21  22	 	0,380	
13,960	0,160	23 	Tenere la Destra	0,220	
14,080	0,120	24 		0,100	
14,180	0,100	26 	DEI KA FER SERVICE 3 "A"	0,000	

N° SETTORE		Da "DEI KA FER SERVICE 3"	DIREZIONE	INFORMAZIONI	DIST. REGRESS.			
10+11						A "ARRIVO - SCORGIANO"	DISTANZA (Km)	8,200
							TEMPO (hh.mm.ss.)	00.13,32
DISTANZA				MEDIA (Km/h)	35,00			
TOT	PARZ							
0,000	0,000	1		DEI KA FER SERVICE 3 "A"	8,200			
0,100	0,100	2		DEI KA FER SERVICE 3 "B"	8,100			
0,150	0,050	3		DEI KA FER SERVICE 4 "A"	8,050			
0,200	0,050	4		DEI KA FER SERVICE 4 "A"	8,00			
0,300	0,100	5			7,900			

(0,290)

N° SETTORE		Da "DEI KA FER SERVICE 3" A "ARRIVO - SCORGIANO"	DISTANZA (Km)	8,200
10+11			TEMPO (hh.mm.ss.)	00.13,32
			MEDIA (Km/h)	35,00
DISTANZA		DIREZIONE	INFORMAZIONI	DIST. REGRESS.
TOT	PARZ			
0,590	0,290		Bar Le follie di Arnolfo	7,610
0,890	0,300			7,310
1,030	0,140			7,170
2,350	1,320			5,850
2,860	0,510			5,340

(0,660)

N° SETTORE		Da "DEI KA FER SERVICE 3"	DIREZIONE	DISTANZA (Km)	8,200	
10+11				A "ARRIVO - SCORGIANO"	TEMPO (hh.mm.ss.)	00. 13,32
					MEDIA (Km/h)	35,00
DISTANZA		DIREZIONE	INFORMAZIONI	DIST. REGRESS.		
TOT	PARZ					
3,520	0,660	11		<div style="border: 1px solid black; padding: 2px; margin-bottom: 2px;">SIENA</div> <div style="border: 1px solid black; padding: 2px; margin-bottom: 2px;">STROVE</div> <div style="border: 1px solid black; padding: 2px; margin-bottom: 2px;">CASOLE D'ELSA</div>	4,680	
3,880	0,360	10		<div style="border: 1px solid black; padding: 2px; margin-bottom: 2px;">SIENA</div> <div style="border: 1px solid black; padding: 2px; margin-bottom: 2px;">STROVE</div> <div style="border: 1px solid black; padding: 2px; margin-bottom: 2px;">SCORGIANO</div>	4,320	
8,200	4,320	10		<div style="border: 1px solid black; padding: 2px; margin-bottom: 2px;">C.O. - ARRIVO</div>	0,000	